

1 2 3 4 5 6 7 8

A

A

B

B

C

C

D

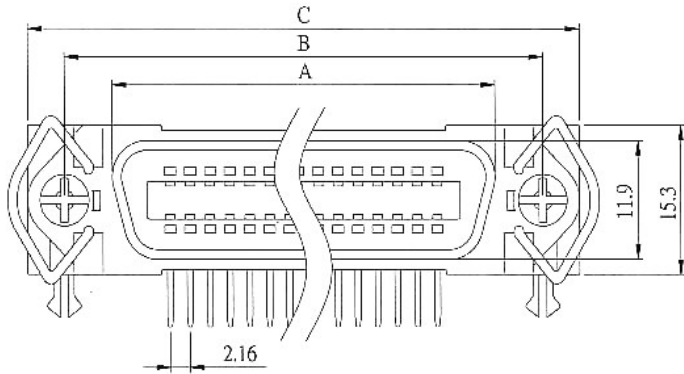
D

E

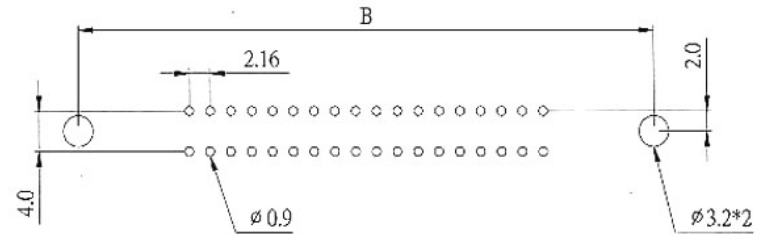
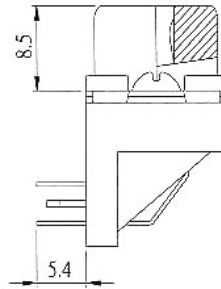
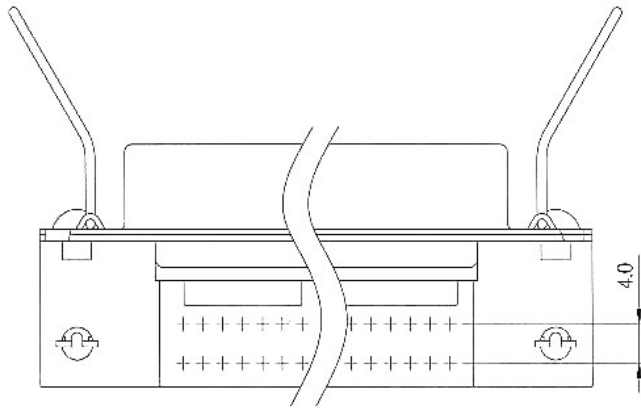
E

F

F



POSITION	A	B	C
14F	25.20	36.00	43.90
24F	36.00	46.80	54.70
36F	48.90	59.70	67.70
50F	64.10	74.90	82.80



P.C. BOARD LAYOUT

G

G

玄茂科技股份有限公司  
HSUAN MAO TECHNOLOGY CO., LTD.

UNIT

SCALE

PART NAME

MM

2:1

Centronic PCB 90° Female  
W/Latch Screw W/Boardlock

H

H

制表日: 2002/12/04

DRAWING.

APPROVED

APPD.

CKD.

TOLERANCE

PART NO.

REV.

Jane

$\pm 0.3$

C0713-XXFBAXX0

A

1 2 3 4 5 6 7 8